

FEBRUARY 2025



The Waters
A COVE COMMUNITY

In this Issue

Welcome to The Waters

Activities Corner

LifeStyle Corner

Event Flyers

Frequently Used Form

Maintenance Corner

Manager's Corner

Events Calendar



facebook


TheWatersMelbourneBeach

instagram

TheWatersOnTheBeach



@THEWATERSONTHEBEACH



Happy
Valentines
Day



The Waters
A COVE COMMUNITY



IMPORTANT PHONE NUMBERS

Office Telephone	(321) 723-4139
Community Manager - Nichole Kenney	(321) 514-5888
LifeStyle Coordinator - Bea Koch	(407) 718-3636
Maintenance - Troy Sheffer	(321) 376-1468
After Hours Emergency Number	(321) 514-5888

LAW ENFORCEMENT

Emergency 911	
Brevard County Sheriff's Office (non-emergency)	(321) 952-6371

NEIGHBORHOOD WATCH

Coordinator, Marily Nye	(315) 243-2423
-------------------------	----------------



UTILITIES

Florida Power & Light	(321) 723-7795
Spectrum	(833) 697-7328
City of Melbourne Utilities Office	(321) 608-7100
Waste Management	(321) 636-6894

OFFICE HOURS

Monday – Friday 9:00 AM to 4:00 PM

CLUBHOUSE HOURS

Daily 8 AM to 10 PM

Subject to Change

DAILY ACTIVITIES

WATER AEROBICS

The Pool

Monday/Wednesday/Friday @ 11 AM

HAPPY HOUR

D'Jon's/Chart House

Alternating Mondays @ 4 PM

OPEN BIBLE STUDY Q&A

The Clubhouse

Mondays @ 7 PM

CRAFTS

The Clubhouse

Tuesdays @ 1 PM

CARD GAME 31

The Clubhouse

Tuesdays @ 7 PM

LADIES' COFFEE

The Clubhouse

Wednesdays @ 9:30 AM

MAH JONG

The CLUBHOUSE

Wednesdays @ 1 PM

YOGA

The Clubhouse

Thursdays @ 6 PM

Saturdays @ 10 AM

LADIES' GOLF

The Clubhouse

Mondays @ 1 PM



Happy Birthday

- Davis Powers - 2nd**
Milinda Carnley - 2nd
Sandy Burger - 5th
Mary Richards - 8th
Kathy Gaudio Platter - 8th
Helen Traister - 8th
Robert Anderson - 8th
Jerry Kunert - 9th
Clifford Dielhenn - 9th
Kelly Rodano - 10th
John Donovan - 22nd
Ted Cirz - 24th
John Szkrumelak - 25th
Sheila Anderson - 26th
Mitch Lazarus - 28th
Elizabeth Perry - 28th
Cyndi McKee - 29th

February



The Waters
Home of the Month!
February 2025



John & Christine
MacIsaac
282 Norwich Lane



The Waters
A COVE COMMUNITY



1970'S COLOR PALETTE



I am pull-down maps years old



Like three people will get this but it's worth it.



© AUNTY ACID 2024

aunty acid

1980'S

You put your left leg in, your back goes out, you're creaking and cramping and you've got a dose of gout . . . You Twist and Shout and a little wee comes out!



That's what it's all about.

The 1980s Page



The 1980s Page

Jogging shorts, spaghetti straps, an ice cream, and a Chevy





VARIETIES OF PLUMERIA FLOWERS



They recreated the photo from their summer of 1972 ❤️



I have lived to see 7/7/77, 8/8/88,
9/9/99, 10/10.10, 11/11/11, 12/12/12,
2/2/22 and 12/31/23.
Guess I'm old.



Car seats were not equipped with any straps to keep baby seat on the seat. Instead, these seats depended on the mother extending her arm to prevent the baby from toppling forward. 1958.



If you were born between 1930 and 1946, you belong to an incredibly rare group: only 1% of your generation is still alive today. At ages ranging from 77 to 93, your era is a unique time capsule in human history.

Here's why:

You were born into hardship. Your generation climbed out of the Great Depression and bore witness to a world at war. You lived through ration books, saved tin foil, and reused everything—nothing was wasted.

You remember the milkman. Fresh milk was delivered to your door. Life was simpler and centered around the basics. Discipline came from both parents and teachers, with no room for excuses.

Your imagination was your playground. Without TVs, you played outside and created entire worlds in your mind from what you heard on the radio. The family gathered around the radio for news or entertainment.

Technology was in its infancy. Phones were communal, calculators were hand-cranked, and newspapers were the primary source of information. Typewriters, not computers, recorded thoughts.

Your childhood was secure. Post-WWII brought a bright future—no terrorism, no internet, no global warming debates. It was a golden era of optimism, innovation, and growth.

You are the last generation to live through a time when:

Black-and-white TVs were cutting-edge.

Highways weren't motorways.

Shopping meant visiting downtown stores.

Polio was a feared disease.

While your parents worked hard to rebuild their lives, you grew up in a world of endless possibilities. You thrived in a time of peace, progress, and security that the world may never see again.

If you're over 77 years old, take pride in having lived through these extraordinary times. You are one of the lucky 1% who can say, "I lived through the best of times."





JANUARY 2025



RESIDENT PHOTOS KANGA & KATHY PLATTER



WE WILL MISS YOU!

Romantic reads for February

Five books to pair with a box of chocolates

The month of February is a time of division. There are those who have a loved one to celebrate with on Valentine's Day and those who would rather cuddle up with a romance book.

Here are five swoon-worthy books that will remind you of what it means to love.

"Betting on You" by Lynn Painter

"Betting on You" paints a picture of change, love, anxiety and family relationships. Painter's writing is full of pop culture references and undeniable chemistry between charming characters.

The book follows Bailey, a 17-year-old grappling with her parents' divorce. Through this struggle she meets Charlie, who, at first glance, seems to be Bailey's opposite. Despite this, the two can't seem to stop running into each other. Charlie believes that members of the opposite sex cannot be friends, and Bailey decides to prove him wrong.

"Love Redesigned" by Lauren Asher

Asher's pilot book for the new standalone series "Lakefront Billionaires" is a reminder of what second chances are for.

"Love Redesigned," which takes place in the town of Lake Wisteria, follows two family friends with pasts that are anything but friendly. Following a messy engagement, Dahlia Muñoz wants nothing to do with her childhood rival, Julian Lopez. That is, until Julian makes her an offer she can't pass up — the opportunity to renovate the historic house of her dreams.

While "Love Redesigned" centers itself around Julian and Dahlia's reconnection, it also takes on subjects like grief, depression and infertility. Fans of Asher know and admire her ability to create gravitational pull between complex characters, and this novel does exactly that.




“Funny You Should Ask” by Elissa Sussman

In “Funny You Should Ask” by Elissa Sussman, Sussman captures the hardships of journalism as a profession and the conflicts of mixing business with pleasure.

Chani Horowitz is a writer in her 20s struggling to make ends meet, until she meets Gabe Parker. When she’s hired to write a profile of her longtime celebrity crush, her career transforms. 10 years later, his PR team requests that the two reunite for an interview and she decides it’s time for closure.

Throughout the book, readers get to delve into Chani and Gabe’s relationship through flashbacks, articles, interviews and blog posts in Sussman’s unique writing style. Readers will be immersed into Chani’s media-induced life and stories. Whether or not the audience are aspiring journalists, they will appreciate the beauty of this story from start to finish.



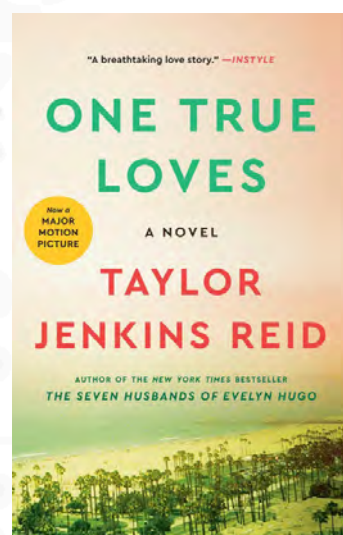
“One True Loves” by Taylor Jenkins Reid

Acknowledged for her works of historical fiction, the author of “Daisy Jones & the Six” explores finding love in this stand-alone novel.

Young and in love, Emma Blair marries her high school sweetheart, Jesse. They move away from home and travel the world, until Jesse goes missing. Years later, Emma begins to fall in love with an old friend, Sam, and when the two get engaged, it feels like a second chance.

Though everything seems to be going well, things take a turn once again when Jesse is found alive. It turns out that he’s been trying to reconnect with Emma for years, and for the remainder of the novel, Emma is left to grapple with whether she wants her husband, or her fiancé.

This work of fiction poses the question of whether you can only have one true love. Reid has steadily mastered the art of creating a heartbreaking and simultaneously bittersweet tale of what it means to give love and to receive it.



“Seven Days in June” by Tia Williams

Set during a steamy summer in Brooklyn, New York, Williams tells a story of life and love in “Seven Days in June.”

Eva Mercy is a bestselling erotica author and single mom feeling pressure at all points in her life. Shane Hall is an antisocial, award-winning author, who unexpectedly appears at the same literary event as Eva. Though this seems like the perfect meeting, Eva is reluctant to admit that Shane broke her heart when the two were just troubled teenagers. Now, as adults and acclaimed authors, Eva needs to know what happened during those seven days in June.

While discussing the painful conversations of modern motherhood and generational trauma, “Seven Days in June” has deeply flawed, yet captivating characters who are unapologetically human. This book explores drug and alcohol abuse, self harm, child abuse and suicidal thoughts. Williams fearlessly addresses these topics with admirable grace and benevolence.

If you’re a fan of romantic comedies and love confessions, a few, if not all of these books should make their way into your upcoming reads this February.



What is the best gift to give to a girl on Valentine's Day?


What's trending for Valentine's Day?

Traditional items such as jewelry, flowers, and chocolate are common gifts for Valentine's Day.

What do girls like to get on Valentines Day?

Good luck finding the perfect Valentine's Day gift for your wife /girlfriend.

- 1. Box of Chocolates.
- Charm Candle.
- Framed Collage.
- Stuffed Animal.
- Engraved Bracelet.
- Painted Portrait.
- Custom Blanket.
- Her Favorite Flowers.



- What are some popular Valentine's Day?
- Chocolates and roses are common ways to mark Valentine's Day, but there are other, lesser-known traditions to commemorate the holiday. Celebrating Valentine's Day in the United States comes with multiple go-to practices. Offering a bouquet of red roses to your beloved. Purchasing a card with a heartfelt message.

What to get a situationship for Valentine's Day?

Have no worries, because although your relationship is vague and undefined, these seven gift ideas are too!

- A Yankee Candle. Normally, candles are a great way to help someone relax and set a romantic mood. ...
- A cactus. ...
- A SIM card. ...
- A nice, thoughtful book. ...
- A chess set. ...
- A personalized playlist. ...
- A \$20 Amazon gift card.



02.14 hugs & kisses


Valentine's Day Candy Statistics

The most popular Valentine's Day candies are conversation hearts and heart-shaped boxes of chocolates. Americans spent an estimated \$2.2 billion on Valentine's Day candy in 2022. During the week of Valentine's Day, consumers purchase 58 million pounds of chocolate and candy.

What are the rules of Valentine's Day?

Valentine Etiquette: Dos and Don'ts

- Do make a dinner reservation for February 14. ...
- Do discuss Valentine's Day in advance. ...
- Don't wait until the last minute. ...
- Do extend the valentine invitation in person or over the phone. ...
- Do bring flowers. ...
- Do accept invitations to Valentine's celebrations.



What do husbands want for Valentine's Day?

Some guys may be yearning for a high-quality turntable; others may want nothing more than a reliable chef's knife. Some want a trip to the spa and fancy skin care. (And, of course, there are the guys who truly just want a nice dinner and chocolate

What is the most gifted thing on Valentine's Day?

If you're unsure about what to get your special someone for Valentine's Day, the survey says that the most traditional gifts are the most desired: 48% want a nice dinner at a restaurant. 34% want chocolates. 31% want flowers.





Best Valentine's Day Jokes for All of Your Funny Valentines

Valentine's Day means some serious romance. Heartfelt declarations of love, thoughtful gifts, expensive dinners...if that's not usually your style, it can all feel a bit dramatic. Instead, if you or your love are a connoisseur of dad jokes or corny puns, your love language might be something a bit sillier. These adorable **Valentine's Day jokes** are a funny but super sweet way to celebrate love without being quite so serious! They make a great message for Valentine's Day message for Valentine's Day cards to friends and family members or can even be used as quirky Valentine's Day captions for social media. Slip these hilariously heartfelt jokes in a kid's lunchbox or text them to a friend for a smile and eye roll that lets them know you love them.

Where do you find love in a grocery store?

Aisle B... there for you.

How do vampires know if they had a successful Valentine's Day?

If it's love at first bite.

Did Adam and Eve ever have a date?

No, they had an apple.

What do you call a romance that starts at the aquarium?


Guppy love.

What did the man say to his banker on February 14?

"You've caught my interest."

What did the painter tell his girlfriend?





“I love you with all my art.”

Why shouldn't you fall in love with a pastry chef?

He'll dessert you.

What did the paper clip say to the magnet?

"I find you very attractive."

What did the gardener say to their date?

"I dig you."

What's Cupid's favorite band?

Kiss!

What did the cucumber say to the pickle?

"You mean a great dill to me."

What did the scientist say to her Valentine?

"I think of you periodically."

What did one plate say to the other on Valentine's Day?


"Tonight, dinner's on me."

What did the romantic sing after she got a paper cut?

"I keep bleeding, I keep, keep bleeding love."

What did the elephant say to his girlfriend?

"I love you a ton."



What did one cat say to the other cat on Valentine's Day?

"You're purr-fect."

What did one sheep say to the other on February 14?

"I love ewe."

What did one watermelon say to the other on Valentine's Day?

"You're one in a melon!"

What did one triangle say to the other on Valentine's Day?

"You're acute."

Why are my feet cold on Valentine's Day?

Because you knocked my socks off.

Do you have a date for Valentine's Day?

Yes, it's February 14.

Are you the internet?

Because I'm feeling a connection.

Who always has a date on Valentine's Day?

A calendar.

When should you ask someone out on a coffee date?

When you like them a latte.



How did the telephone propose to his girlfriend?

He gave her a ring!

What did the closet say to the light bulb?

"You light up my world."

How do you keep a jewelry store safe on Valentine's Day?

You locket.

What did the man with the broken leg tell his Valentine?

"I have a crutch on you."

Did you hear about the two radios that got married?

The reception was amazing.

Why did the dad approve of his daughter's goalie-boyfriend?

He was a real keeper.

What did one snake say to the other snake on Valentine's Day?

"Give me a hug and a hiss."

What did one oar tell the other oar?

"This is so row-mantic!"

What did the car say to the tire?

"Wheel you be my valentine?"



XOXO

What did the tortoise say on Valentine's Day?

"I turt-ally love you."

What do you tell a pig on February 14?

"Happy Valen-swine's Day!"

What do you call a colorful heart that loves books?

Well-red.

Why did the skeleton break up with her boyfriend before Valentine's Day?

Her heart wasn't in it.

How can you save money on Valentine's gifts?

Become single.

Why didn't the two dogs make serious Valentine's Day plans?

It was just puppy love.

What did the couple say after they were struck by Cupid's arrow?

"Ouch!"

Why couldn't the mineral water ever get a Valentine?

All of his friendships were so pla-tonic.

What Valentine's message can you find in a honeycomb?

"Bee mine."

HAPPY
Valentine's Day



Three Ingredient Carrot Cake


Ingredients

- 1 20oz can of crushed pineapple in its own juice
- 1 box of Duncan Hines Decadent Carrot Cake Mix
- $\frac{3}{4}$ cup plain fat-free, Greek yogurt
- butter



Instructions

1. Pour the entire can of pineapple (fruit and juice) into a 4 cup mixing bowl. Add the contents of the carrot and raisin pouch, stir, and let sit for 5 minutes (or longer).
2. Meanwhile, set your oven rack to the vertical center and preheat the oven to 350F. Coat the inside of a 13x9 cake pan with a thin, even, layer of butter or non-stick spray. Dust the inside of the pan with flour, tap the sides to cover the entire surface, shake out any excess flour.
3. In a large mixing bowl add the contents dry cake batter pouch, the pineapple mixture, and the yogurt. Fold the ingredients together until they are fully combined with no pockets of dry mix. The batter will be very thick.
4. Spread the batter in an even layer in the cake pan and bake for 35 minutes. When baked the center should be sticky but firm to the touch. Let the cake cool completely before decorating and serving.



Notes


This cake is very moist and sticky. When serving use a sharp knife and wipe the blade clean between each cut.

i love you



Valentine Cake Recipe

CARROT CAKE

**What is carrot cake?**


A carrot cake is cake that contains carrots which have been mixed into the batter. Most modern carrot cake recipes have a white cream cheese frosting but there are lots of options and varieties out there.

Carrot cakes can now be made gluten free, vegan, Paleo and there are many other options that fit into most diet plans.

The carrots add more nutrition value, fiber and texture than a normal cake recipe has.

FOR CARROT CAKE

- 2 cups (260g) all-purpose flour, *spooned and leveled*
- 2 teaspoons baking soda, important to level the teaspoon, see tips
- 1/2 teaspoon fine sea salt
- 1 ½ teaspoons ground cinnamon
- 1 ¼ cups (295ml) vegetable oil
- 1 cup (200g) granulated sugar
- 1 cup (190g) lightly packed brown sugar
- 1 teaspoon vanilla extract
- 4 large eggs, at room temperature
- 3 cups (300g) grated peeled carrots, *5 to 6 medium carrots*
- 1 cup (120g) coarsely chopped pecans
- 1/2 cup (70g) raisins

**FOR CREAMY FROSTING**

- 8 ounces (225g) cream cheese, at room temperature
- 2 teaspoons cornstarch, optional
- 1 ¼ cups (140g) powdered sugar
- 1/3 cup (80ml) cold heavy cream, *not plain whipping cream, see tips*
- 1/2 cup (50g) coarsely chopped pecans, for topping cake






Directions

• BAKE CAKE

- 1 Position a rack in the middle of the oven. Preheat the oven to **350°F (176°C)**.
- 2 Grease two 9-inch round cake pans, line the bottom with parchment paper, and then grease the top. Or grease and flour the bottom and sides of both pans.
- 3 Whisk flour, baking soda, salt, and cinnamon in a medium bowl until very well blended.
- 4 In a separate bowl, whisk the oil, granulated sugar, brown sugar, and vanilla.
- 5 Add the eggs, one at a time, whisking after each one.
- 6 Switch to a large rubber spatula. Scrape the sides and bottom of the bowl, then add the dry ingredients in three parts, gently stirring until they disappear and the batter is smooth.
- 7 Stir in the carrots, nuts, and raisins.
- 8 Divide the cake batter between the prepared cake pans. Bake until the tops of the cake layers are springy when touched and when a toothpick inserted into the center of the cake comes out clean, 35 to 45 minutes.
- 9 Cool the cakes in the pans for 15 minutes, then carefully turn the cake layers out onto cooling racks. Remove the parchment paper and cool completely. If you find that a cake layer is sticking to the bottom of the pan, leave the cake pan upside down and allow gravity to do its thing.

• FROST CAKE

- 1 In a large bowl, beat the cream cheese with a handheld mixer on medium speed until smooth and creamy, about 1 minute.
- 2 Beat in the powdered sugar and cornstarch. I like sifting the powdered sugar and cornstarch over the cream cheese to remove lumps. If you do not have a fine mesh sieve, beat in the cornstarch and powdered sugar a 1/4 cup at a time until combined.
- 3 Pour in the heavy cream. Beat on medium speed for 2 to 3 minutes or until the frosting is whipped and creamy. This frosting resembles the texture of whipped cream. Chill covered until ready to frost the cake.





4 When the cake layers are completely cool, frost the top of one cake layer and place the second cake layer on top.

5 Add the remaining frosting to the top of the carrot cake and use a butter knife or small spatula to swirl the frosting around. Leave the sides of the cake unfrosted. Finish with a handful of nuts on top.

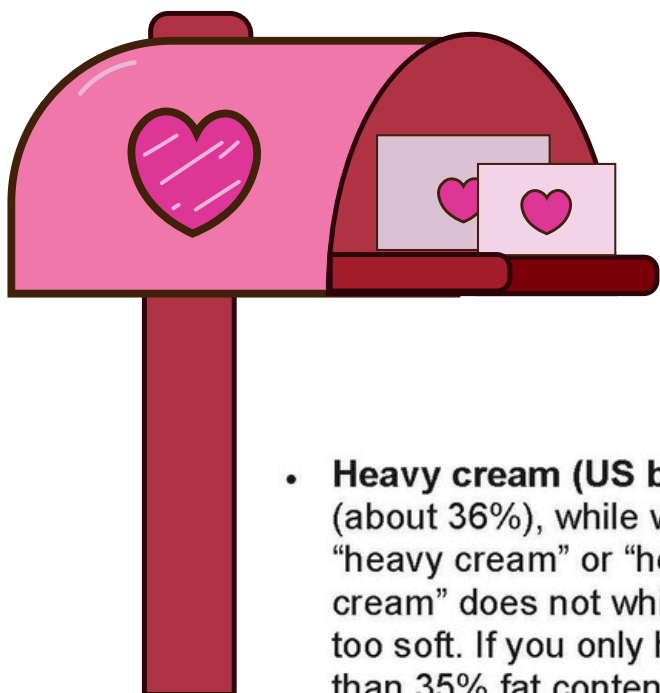
• **STORING**

1 Frosted carrot cake lasts in the refrigerator for up to 1 week. I keep it covered with plastic wrap or use a cake keeper, or large bowl turned upside down to cover the cake. I do not recommend freezing frosted carrot cake (the frosting does not thaw well). You can refrigerate unfrosted cake layers for up to 5 days or freeze them for up to 3 months. Thaw overnight in the fridge before adding your frosting.

- **Measuring the flour:** Either weigh it or use the “spoon and level” method: Fluff the flour, spoon it into the measuring cup, then level off the top with a flat edge. See our video for a demonstration.
- **Baking soda:** When measuring, dip your spoon into the container, then level it off using the straight edge of one of your other spoons. For the best results, use fresh baking soda (it loses its potency after being opened for 6 months).
- **Traditional cream cheese frosting:** In a large bowl, beat 16 ounces of cream cheese and 1/2 cup of softened butter together for a minute or two until smooth. Add 4 ½ cups of powdered sugar, 1 ¼ teaspoons of vanilla extract, and a pinch of salt. Beat for 2 to 3 minutes until extra creamy. If it is too thick, add 1 tablespoon of cream or milk.
- **How to make carrot cake cupcakes:** This recipe makes 24 cupcakes. Bake them for 14 to 18 minutes and allow to cool in the cupcake pan before cooling completely on a wire rack. You may also like this recipe for carrot cake cupcakes.
- **To make a large single-layer cake,** add all the batter to a 9 x 13-inch rectangular pan and bake. The bake time may be slightly longer. A 10-cup or 12-cup bundt pan should also work, but expect the bake time to increase by 30%.
- **Adding pineapple:** I like fresh chopped pineapple or drained canned pineapple. Do not add more than 1 cup.



HAPPY VALENTINE'S DAY ♥



- **Heavy cream (US bakers):** Heavy cream has more milk fat (about 36%), while whipping cream has less (around 30%). Use “heavy cream” or “heavy whipping cream.” Plain “whipping cream” does not whip as well and can cause your frosting to be too soft. If you only have whipping cream or cream with less than 35% fat content: If you only have whipping cream or are unsure what you have in your kitchen, whisk it in a separate bowl until soft peaks. Add a couple of spoonfuls of the whipped cream to the beaten cream cheese mixture and combine to loosen. Then, fold in the remaining whipped cream.
- The nutrition facts provided below are estimates.
-

NUTRITION PER SERVING Serving Size 1 slice (1 of 16) / Calories 535 / Total Fat 33.4g / Saturated Fat 6.9g / Cholesterol 69.3mg / Sodium 315.9mg / Carbohydrate 56.4g / Dietary Fiber 2.4g / Total Sugars 40.5g / Protein 5.6g



King Crossword

ACROSS

- 1 "Waterloo" group
- 5 Financial pro
- 8 Sci-fi vehicles
- 12 Starring role
- 13 — Royal Highness
- 14 Worn-down pencils
- 15 Nose and mouth covering
- 17 Move like a butterfly
- 18 Short sock
- 19 Curved fasteners
- 21 Shoe width
- 22 Tropical tree
- 23 Santa's helper
- 26 Highland hat
- 28 Prettify
- 31 Painter Joan
- 33 Coffee vessel
- 35 A few
- 36 Glasses, slangily
- 38 Bro's kin
- 40 Compass dir.
- 41 And others (Lat.)



- 43 Goal
- 45 Filmed anew
- 47 Lubricate
- 51 Mountain ht.
- 52 Gathering organized via social media
- 54 Jai —
- 55 Sailor
- 56 Skater Lipinski
- 57 Chorus syllables
- 58 Govt. lender
- 59 ABA member

- 20 Sheepish remark
- 23 German river
- 24 Sass
- 25 Comp for a foodie
- 27 " — Miniver"
- 29 LBJ's successor
- 30 Formerly known as
- 32 Spencer of "Hidden Figures"
- 34 — Falls
- 37 Blue
- 39 Round Table titles
- 42 Certain jabs
- 44 Maestro Zubin —
- 45 Genuine
- 46 Big name in scat
- 48 Latin 101 word
- 49 Type
- 50 Online auction site
- 53 Science room

DOWN

- 1 — Romeo
- 2 Legume
- 3 Support
- 4 "Skyfall" singer
- 5 French vineyard estate
- 6 Math ratios
- 7 Invite to one's loft
- 8 Develops
- 9 Spectacular lunar phase
- 10 Last write-up
- 11 Bygone fliers
- 16 Bump into

1	2	3	4		5	6	7		8	9	10	11
12					13				14			
15				16					17			
18							19	20				
			21				22					
23	24	25		26		27		28			29	30
31			32		33		34		35			
36				37		38		39		40		
		41			42		43		44			
45	46						47			48	49	50
51					52	53						
54					55				56			
57					58				59			






WORD SEARCH

- AQUARIUS
- CANDLELIGHT
- CARNATION
- CHOCOLATE
- COZY
- CUPID
- FEBRUARY
- FIREPLACE
- FRIENDSHIP
- GROUNDHOG DAY
- HEART
- HUG
- KISS
- LEAP YEAR
- LOVE
- MARDI GRAS
- PINK
- PISCES
- PRESIDENTS DAY
- RED
- ROMANCE
- ROSES
- SKIING
- SNOW
- SWEETHEART
- VALENTINE
- WINTER

O	D	Z	C	J	Y	A	D	G	O	H	D	N	U	O	R	G	A	B
K	N	I	P	P	W	I	N	T	E	R	I	A	S	G	C	N	G	N
D	B	K	P	S	U	I	R	A	U	Q	A	Y	V	A	S	N	O	W
F	Y	R	A	U	R	B	E	F	N	R	Z	F	N	K	I	P	F	E
I	I	D	F	B	C	Q	P	J	C	O	B	D	S	S	R	M	R	I
R	C	B	F	O	E	A	Q	B	C	J	L	Q	A	E	L	O	V	E
E	H	S	P	T	R	A	E	H	T	E	E	W	S	K	J	R	Y	L
P	O	A	T	L	V	A	Z	U	L	L	K	I	Y	N	L	R	P	F
L	G	R	A	L	Y	F	R	I	E	N	D	S	H	I	P	M	B	K
A	O	G	H	Y	X	A	G	U	N	E	W	J	V	H	M	W	I	L
C	L	I	J	D	M	H	P	X	N	K	A	J	Y	A	V	S	V	E
E	A	D	V	K	T	I	D	T	L	J	V	Y	L	Z	S	Z	A	A
K	T	R	S	Z	S	J	S	C	A	R	N	A	T	I	O	N	L	P
Q	E	A	K	C	C	D	S	E	S	O	R	I	W	R	R	D	E	Y
R	K	M	E	U	A	L	J	Q	W	R	O	M	A	N	C	E	N	E
O	T	S	I	Y	E	D	M	X	E	H	E	A	R	T	T	X	T	A
G	N	I	I	K	S	K	E	H	M	O	Z	F	T	E	R	C	I	R
Y	E	B	Y	H	X	I	U	R	S	U	X	C	H	Z	G	R	N	Z
Y	W	O	F	Z	T	G	D	C	H	I	V	R	S	G	F	Q	E	M



FEBRUARY




H Y Y A D P U O S E D A M E M O H N C A O R
 T F A S U P E R B O W L S U N D A Y G Y E A
 N O D D U E Y O S O Y N Y A D S C E A L T M
 O O Y Y H S S A R C B A N A P O T D V D D A
 M T A A C S A R D T H R D A D O T A M A A K
 Y B D D D H A N O E A E Y E U E L T Y Y Y E
 R A G T D S O L B D S D R T N E L A D A Y A
 O L O R A Y N R I A A A Y R N I D I D D Y F
 T L H U Y Z A O G Y N O E T Y S W R T A O R
 S H D G Z A D D S A U T I S K P A K D Z S I
 I A N O R A D I O R N N H R I W I P N Z T E
 H N U Y Y O R A G I E D A O F D C E A I S N
 K G O N E F S U R S H P O O N A E M D P R D
 C O R E D W I E D E A C G N A Y K R Y A E D
 A V G Z E T F A D S P U A N O A D E A C Y A
 L E G O A A Y S O A T O O T I R Y A D R T Y
 B R A R S I E R D A Y N K I S S D A Y P M U
 D D D F U S C I E N C E D A Y I S A D R I T
 A A Y A D S E N I T N E L A G K P I Y N D S
 Y Y C H O C O L A T E M I N T D A Y M E A N
 A N E C I T S U J L A I C O S F O Y A D R M

BLACK HISTORY MONTH
ROSA PARKS DAY
SUSAN B ANTHONY DAY
GROUNDHOG DAY
VALENTINES DAY
SAFER INTERNET DAY
ORGAN DONOR DAY
DAY OF SOCIAL JUSTICE
SUPER BOWL SUNDAY
NAACP DAY
GALENTINES DAY

KISS DAY
CHOCOLATE MINT DAY
OPERA DAY
RARE DISEASE DAY
HOMEMADE SOUP DAY
SCIENCE DAY
PISTACHIO DAY
TILE DAY
MISSING PERSONS DAY
ROSE DAY
FROZEN YOGURT DAY

FOOTBALL HANGOVER DAY
PIZZA DAY
MAKE A FRIEND DAY
MAN DAY
TUG OF WAR DAY
RADIO DAY
GET OUT YOUR GUITAR DAY
DRINK WINE DAY
SPAY DAY
CHERRY PIE DAY
LASH DAY



February Word Search



AFFECTION	W	T	K	Z	A	Q	U	A	R	I	U	S	N	M	M	P	M	J
AMETHYST	K	L	O	V	E	W	T	N	E	D	I	S	E	R	P	M	R	F
AQUARIUS	L	V	K	Z	S	V	D	L	D	T	R	K	C	C	W	H	V	K
BIRTHDAY	G	B	H	L	H	S	E	M	M	R	G	U	H	A	G	X	P	Z
CANDLELIGHT	V	R	I	E	N	C	I	T	H	X	C	N	P	N	N	L	P	N
CARD	T	A	A	R	N	T	S	K	R	A	K	P	N	D	O	R	M	G
CHOCOLATE	Y	R	L	A	T	Y	R	E	R	P	N	L	J	L	T	A	A	R
CUPID	T	L	M	E	H	H	N	D	I	N	O	R	K	E	G	E	R	O
DATE	F	O	A	T	N	N	D	S	L	C	I	V	X	L	N	Y	R	U
DINNER	R	L	E	S	I	T	C	A	N	N	T	X	K	I	I	P	I	N
ENGAGEMENT	G	M	O	D	O	E	I	I	Y	N	C	G	H	G	H	A	A	D
FLOWERS	A	M	K	W	S	P	L	N	W	P	E	X	N	H	S	E	G	H
GROUNDHOG	L	D	R	V	E	K	O	C	E	M	F	F	C	T	A	L	E	O
HEART	M	Y	I	W	M	R	N	R	X	X	F	D	K	T	W	D	E	G
HUG	T	R	P	P	Y	X	S	F	P	C	A	R	O	S	E	S	T	Z
KISS	D	Y	C	I	U	F	E	T	A	L	O	C	O	H	C	W	A	W
LEAP YEAR	E	D	L	M	N	C	E	N	G	A	G	E	M	E	N	T	D	R
LINCOLN	R	T	M	H	K	K	V	T	R	A	E	H	T	E	E	W	S	K



PRESIDENT

PROPOSAL

RED

ROMANCE



ROSES

SWEETHEART

VALENTINE

WASHINGTON

One day a school teacher wrote on the board the following:

$$9 \times 1 = 7$$

$$9 \times 2 = 18$$

$$9 \times 3 = 27$$

$$9 \times 4 = 36$$

$$9 \times 5 = 45$$

$$9 \times 6 = 54$$

$$9 \times 7 = 63$$

$$9 \times 8 = 72$$


$$9 \times 9 = 81$$

$$9 \times 10 = 90$$

When he was done, he looked to the students and they were all laughing at him, because of the first equation which was wrong, and then the teacher said the following,

"I wrote that first one wrong on purpose, because I wanted you to learn something important. This was for you to know how the world out there will treat you. You can see that I wrote RIGHT 9 times, but none of you congratulated me for it; you all laughed and criticized me because of one wrong thing I did. So this is the lesson...:

'The world will never appreciate the good you do a million times, but will criticize the one wrong thing you do... But don't get discouraged, ALWAYS RISE ABOVE ALL THE LAUGHTER AND CRITICISM. STAY STRONG. ❤️



HAPPY HOURS - JANUARY



HAPPY
HOUR
MONDAY



SEASHELL ART












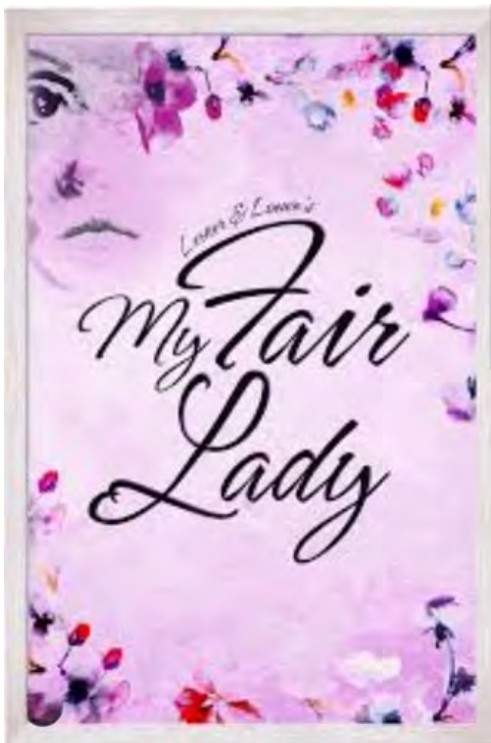
ANNUAL THRIFT STORE

SHOPPING DAY





Outing to the Henegar Center For the Arts



KARAOKE NIGHT











LifeStyle Corner







★ ★ ★ ★ ★
DANCE
THE NIGHT
AWAY



Interested in Chairing an Event or Leading an Activity?

Are you interested in chairing an event or leading an activity? If you would like to chair an event, you are very welcome to do so! Come in and let's talk about your idea. Then you would obtain an event form, complete it, and return it to me, Bea Koch, Lifestyle Coordinator. You are also welcome to attend a monthly planning meeting where we discuss upcoming events. No one controls the event and activities calendar. Ideas are shared, a consensus reached, and many successful events and activities have been the product of such meetings. A win-win! The May calendar had many new, original events thanks to residents coming forward, making the suggestion, then taking the lead in the planning.

Presently, we have 41 ambassadors, who not only plan events and activities, but also volunteer to set up, shop, and clean up from activities. That's teamwork!

If you would like to host a private gathering, there is a form for you to complete. This form can be completed and submitted for approval. Why the paperwork when in the past, residents simply gathered on their own, without the intervention of 'the landlord'? When our park consisted of 30 homes, things could be more casual. Now with 129 households, and so many improvements going on within our park, it is important for both entities to know what is going on in the way of gatherings. EX... You have planned a casual get-together of 25 family members to be held on the new pool patio. What you didn't realize was that your 'landlord' had planned to work on an improvement that day. It's not a control issue, but rather consideration for both parties and accommodating both landlord and residents, to avoid conflicts.

I do hope that this has clarified some misconceptions about holding events, planning activities, so we might all come together for the betterment of the park and residents. So please, if you have an idea for an event, please come see me, and you can lead the event to fruition, with help from Cove and other ambassadors!

*Thank you,
BEA*



HAPPY
Valentine's
Day

Join us for Brunch

Valentine's Day Brunch
11:30 AM - 1:00 PM

14
FEBRUARY

Clubhouse

SIGN UP IN THE CLUBHOUSE

BY FEB. 12, 2024 12:00 PM



**Interested in joining a Bunco,
Scrabble, Bridge, Poker, or
Dominoes group
in the Fall?**

Talk

**to Bea and sign up in the
clubhouse. Days and times TBD
as to what is good with
participants.**







CHART HOUSE

Happy Hour

Mondays at 4 P.M. Check calendar for specific Monday dates.

Enjoy dinners from special happy hour menu, good conversation, good food.




Massages

Select Thursdays in the clubhouse. See calendar.

Sign up in the clubhouse.

Treat yourself to a 15 minute, 30, 45, min. or 1 hour session.

\$15.00 per 15 minutes.



CRAFTS

Tuesdays, at 1 P.M.


Come join in the fun and satisfaction of making your own wreath, eyeglass holder, greeting card, or jewelry. Most weeks, all materials are provided.



D'Jon's Happy Hour

Mondays at 4 P.M. Check calendar for specific Monday. Enjoy special Happy Hour menu, good conversation, great food!



A graphic for a Bible Study flyer. It features a stylized sun with rays in the top left corner. Below the sun are three wooden crosses of varying heights, set against a background of brown, jagged mountain peaks. The text is centered over the mountains.

BIBLE STUDY
Mondays
at 7 P.M.

A flyer for Water Aerobics. It has a light blue background. At the top is a photograph of several people in a swimming pool, performing water aerobics exercises. Below the photo is the title and schedule.

Water Aerobics
Mon - Wed - Fri
11 A.M.
Come join in good exercise, while having fun, commradery.

A flyer for Reiki Healing. It has a bright blue background. At the top is a photograph of a person's face being touched by hands, likely during a Reiki session. Below the photo is the title and details.

REIKI HEALING
2nd Wednesday of the month
in the clubhouse
4:30 - 7 P.M.
Sign up for a
10 minute session for \$10.00

A flyer for Ladies' Coffee Hour. It has a dark brown background. At the top is a photograph of a person's hands holding a white coffee cup with a latte on a wooden counter. Below the photo is the title and details.

Ladies' Coffee Hour
Every Wednesday, 9:30 A.M.
Come join your neighbors and friends for great conversation, good coffee, and grand homemade culinary delights!
See you next Wednesday!



YOGA

in the clubhouse.

**Every Thursday
at 6 P.M.
Saturdays
at 10 A.M.**




COVE
COMMUNITIES
PRESENTS



FEBRUARY 18 | 7pm

**THE WATERS
THE CLUBHOUSE**

Singers, Dancers, Jugglers, Magicians, Comedians, and more. If you've always wanted a stage to share your talents with the world, this is that stage. To sign up your act for Cove's Got Talent and to receive contest rules and details, please contact your Community Lifestyle Office.

www.covecommunities.com/cgt

Cove's got Talent

Cove's Got Talent 2025

Finale to be held on Wednesday, March 26 @ 1:00 PM

Cypress Lakes Village – 10000 US Hwy 98 N, Lakeland, FL 33809

TALENT CONTEST RULES & REGULATIONS

1. Contestants must be 18+ of age and a resident or guest booked at any of our Cove Community or RV Resorts, during the 2024/2025 season.
2. The contest is open to residents, guests and work campers only, no paid employees.
3. Each community must have three or more participants to hold a park competition. This is non-negotiable.
4. You may perform a routine, skit, dance, song, musical instrument or comedy of your choice as long as it is suitable, family entertainment.
5. Routines must not present potential hazard to contestant or audience.
6. Contestant must sign a waiver of liability.
7. Routines must be approved by your park manager prior to the competition.
8. Routines must be no longer than 4 minutes but may be shorter.
9. Routines may only consist of 1 song per performance.
10. Contestant will be responsible for music, props, or instruments on the day of the competition.
11. No karaoke machines will be allowed during the final competition in March.
12. There will be two rounds of competition; a preliminary round which will take place at your park at a date to be determined, and the finale which will take place Wednesday, March 26, 2025 at 1 p.m. at Cypress Lakes Village: 10000 US Hwy 98 N, Lakeland, FL 33809
13. Order of performance will be determined by a drawing of numbers both for preliminary (community competition) and final (companywide) competitions.
14. Your preliminary performance will be judged by a panel of 3 judges who are not direct employees of your community.
15. One winner from each community will be invited to participate in the final Cove's Got Talent.
16. If the winner is unable to attend the final completion, the runner up will have the option to attend in their place.
17. The first-place winner at each preliminary competition will receive a \$300 cash or gift card prize.
18. Prizes: 1st Place - \$2,500. 2nd Place - \$1,000. 3rd Place - \$500
19. Contestants may not currently be under contract with a talent agency for performing this talent as a self supporting professional. Interpretations of this requirement are at the sole and final discretion of Cove.
20. The decision of the judges will be final.



Please contact Waste Management at 321-636-6894.

Create an account by giving them your name and address.

There is no charge to establish an account.

Waste Management requires each resident to register their name and number to receive trash and recycle bins.

(New or Replacement)

Registering will also expedite your service requests for bulk collections.

Waste Management Collection Schedule

Trash: Saturdays and Wednesdays

Recycle: Wednesday



The Waters

A COVE COMMUNITY

Frequently used forms

End of Event /Activity To-Do List

©2013 Communities in a Cove program licensed as the Event/Activity Worksheet Form 3 required for the set up, plan, event, and clean up of all community events.

Clubhouse

1. Kitchen area left clean, as found. Make sure refrigerator doors are shut tightly.
2. Floors clean. Sweep if needed.
3. Counter clean. Sink clean. Police area... trash disposed of.
4. Trash emptied to outside trash bins (labeled clubhouse) located behind clubhouse across from laundry facilities.
5. Tables and chairs taken down, returned to storage area of room.
6. The lights turned off.
7. Cove table displays, desks and work areas/property are not to be taken down or rearranged.
8. Front door locked.
9. Kitchen refrigerator doors shut tightly.

Pool and Patio Area


1. Umbrellas in the down position.
2. Police area...Trash picked up.
3. Trash bagged.
4. Trash emptied to outside trash bins behind the clubhouse. (Labeled Clubhouse)
5. Chairs / loungers straightened.
6. NO GLASS ALLOWED.

River Area and Chickee Huts

1. Remove trash and recycle bin items from the river area. (Including the community trash can/recycle can.) Dispose of trash in the cans located behind the clubhouse. (Labeled Clubhouse)
2. Lights disconnected.
3. The chairs straightened. Chairs /tables off grass. Blue clubhouse chairs are under cover from rain.

DO NOT EAT / DRINK ITEMS IN REFRIGERATOR/FREEZER. THANK YOU!

Resident Signature: _____
Date: _____



Lifestyle Ambassador Event/Activity Request

Event requests must be presented to the Activity Director for approval on or before the first Thursday of the month prior to the event. Newsletter Submission is required by the 8th day of the month prior to the event. Event will not be scheduled without completion of both.

Event Name:		Proposed Event Date (Please choose date and time that do not conflict with other events):	
Event Theme:		Proposed Event Start Time:	
Lifestyle Ambassador Lead (this is liaison for all communication for the event):	Name: Phone: Email:	Proposed Event End Time:	
Lifestyle Ambassador Assistants:		Event Location:	<input type="checkbox"/> Beach Boardwalk <input type="checkbox"/> Clubhouse <input type="checkbox"/> Clubhouse Parking Lot <input type="checkbox"/> Pool Deck <input type="checkbox"/> River Area: Chickee 1 / 2
# of attendees expected:		Will there be food served?	
Proposed Ticket Price:		Special Equipment Needed:	
Event Purpose:			
Frequency:	<input type="checkbox"/> One-time <input type="checkbox"/> Annually <input type="checkbox"/> Quarterly <input type="checkbox"/> Monthly <input type="checkbox"/> Bi-Monthly <input type="checkbox"/> Every other week <input type="checkbox"/> Weekly <input type="checkbox"/> Daily		

Event Approved with the following changes/guidelines: _____

Social Coordinator Approval: _____ Date: _____

Community Manager Approval: _____ Date: _____

Once your event is approved please complete the Event Checklist so we can help you make your event successful and fun for you and your attendees.

Any questions you may have for management, please fill this part out & drop it in the "Resident Drop Box" located in the Clubhouse. At the next Managers Q&A, we will answer it.
What is "Managers Q&A"? A 30 minute session, where you can ask questions about the community, know about upcoming projects and other information on Operations.



Full Name _____ E-mail _____

Question _____

Comments _____

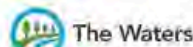
Any questions you may have for management, please fill this part out & drop it in the "Resident Drop Box" located in the Clubhouse. At the next Managers Q&A, we will answer it.
What is "Managers Q&A"? A 30 minute session, where you can ask questions about the community, know about upcoming projects and other information on Operations.



Full Name _____ E-mail _____

Question _____

Comments _____



2730 Hwy 43A South, Melbourne Beach, FL 32951

Phone: (321) 723-4139

GUEST REGISTRATION & RULES:

Guests must park in resident's driveway at night. If there is no space in resident's driveway, please park at the Clubhouse parking area. A guest parking pass will be required if a guest uses the clubhouse parking. Parking passes can be obtained from the office. No street parking.

Resident must accompany his or her guest whenever they use any recreational facilities, including the clubhouse, swimming pool and bocce ball court. Residents must explain the rules and regulations to their guest(s), and a violation of the rules by guest(s) constitutes a violation of same by the resident host.

Residents shall be permitted to have guests of any age for up to three (3) weeks during any six (6) month period, or a maximum of six (6) weeks in any twelve (12) month period, provided that at no time shall anyone (1) bedroom unit be occupied by more than four (4) individuals, nor any two (2) bedroom unit by more than six (6) individuals.

I, (We, (her/his name), certify that the individual(s) indicated above are either family members or personal friends. I agree to be responsible for the actions and behaviors of our guest. We understand that all guests must abide by the Rules and Regulations of the Community and understand that any violation of the Rules and Regulations of the Community may result in fines, penalties, and possible removal of all persons from the Community. It is also understood that all guests visiting must be accompanied while using the amenity features of the community and are responsible for any damages incurred while being used by the Guests. Fill out the information, below and drop off at the office. If it is after hours or on the weekend, please use the drop box by the office door. You may also email this form to nharp@covcommunities.com.

LOT #	RESIDENT'S NAME	GUEST'S NAME(S)	AGE	ARRIVE DATE	DEPART DATE	EMERGENCY PHONE NUMBER

NO VISITORS PETS ALLOWED WITHOUT PERMISSION **PROOF OF VACCINATION REQUIRED WITH REGISTRATION FORM**

Guest Pet(S)	PET'S NAME(S)	BREED	WEIGHT	SHOT RECORDS CURRENT?
1.				YES / NO
2.				YES / NO

Guest Vehicle Information:

Make	Model	Year	Color	License/Plate #

**Guests are NOT ALLOWED to bring any pet(s)/animal(s) while visiting the Community unless they are a certified, and verifiable and inoculated Support Animal(s). **

RESIDENT SIGNATURE: _____ DATE: _____

MANAGEMENT SIGNATURE: _____ DATE: _____

Frequently used forms



SITE IMPROVEMENT APPLICATION

The Waters
(Community Name)

This Site Improvement Application is required to be completed, in its entirety, by any person living within the Community referenced above. The undersigned, Requestor as Owner of the home or RV listed below and hereby applies for approval of property improvements including supplemental information below.

Date: _____
Lot#: _____

Owner: _____ and _____
(First & Last Name) (First & Last Name)

Address: _____

Contact #1: () _____ Contact #2: () _____

Email: _____ Would you like a copy of this application emailed to you? Yes No

Estimated Start Date: ____/____/____ Estimated Completion Date: ____/____/____

Architectural Plan. Required for any room additions, storage space, garage, screen room, fencing, patio, driveway, deck, steps, ramp, etc. Include a drawing or photos with measurements, colors and materials used, and architectural drawings, if applicable.

Landscaping Plan. Required for all new tree planting and removal and shrub planting and removal. Indicate below the type of tree or shrubs, and location of each. This must be submitted for all new tree or shrub planting and removal improvements. *Prior to planting or removing any trees or shrubs you must call 811 Florida Public Utilities (dig alert) and schedule them to come on site to verify it is safe to dig where you are proposing to plant or remove trees or shrubs.*

Has 811 been called? Yes No Has 811 inspected the property? Yes No

Exterior Colors. List all exterior color changes and attach color sample cards. (Please verify with management to see if there is a color board for acceptable color samples located in the office).

Siding: _____ Trim: _____ Doors: _____ Skirting: _____

Exterior Materials. Required for building projects, roofing, and room additions:
Roof: _____ Siding: _____ Other: _____

Site & Grading Plan. Submit anticipated date of lot grade alterations.

Description of Improvement. Describe type of project and include details such as measurements, drawings, location, photos. Attach any color samples. (Include additional pages if needed)

Contractor or Handyman Information. List business name, contractor's name, License # (if applicable), Insurance Carrier/Policy Number and phone number.

* NOTE: Government Municipalities will normally require a building permit for all projects to construct, enlarge, alter, repair, move, demolish, or change the occupancy of a building or structure, including decks, roof extensions, room additions and enclosures. Construction, installation, enlargement, alteration, repair, removal, or replacement of any electrical, gas, mechanical or plumbing system regulated by technical codes. Contact your local Municipality (City, County or State) for any requirements.
****PAVING CONTRACTORS ARE RESPONSIBLE FOR CAPPING IRRIGATION AND PAVING AROUND UTILITY BOXES.****

Does this project require a permit? Yes* No What Municipality Requires the Permit: ____ City ____ County ____ State
(If Yes, a copy of the Permit **MUST** be given to management prior to work commencing.)

It is expressly understood that approval of the foregoing improvements shall in no way indicate compliance with any local, state, or federal code, standard or regulation or any requirement of the Rules & Regulations or Prospectus, whichever is applicable to the Community. Such compliance is the sole responsibility of the Owner.



AUTHORIZATION FOR DIRECT DEBIT/CREDIT (ACH Debit)

(hereinafter called Resident) hereby authorizes The Waters – Venture I, LLC (hereinafter the "Community") to initiate Debit, and Credit if necessary (to make any refunds to you) entries to Resident's account indicated below on the 1st of each month and the Depository financial institution named below (hereinafter the "Depository") to credit the same to such account. Resident acknowledges that the origin of ACH transactions to Resident's account must comply with provisions of U.S. and state law.

Community agrees to only initiate debit entries for such amounts due as monthly rent, utilities and other Community charges/fees as provided for in the written Rental Agreement between Resident and Community.

(Please write in full address including Home Site Number, City, State and Zip Code)

Your Email address: _____
(We may need this email address to send you notifications regarding ACH transactions)

Depository name (name of bank): _____
Branch: _____ City: _____ State: _____ Zip: _____
Routing Number: _____ Account Number: _____
Type of Account (check one): Checking Savings Effective start Month/Year: ____/____

Resident shall submit this form to Community at least two (2) weeks prior to the "Effective start" date indicated above to afford Community and Depository a reasonable opportunity to act on it. An exception will be granted for the initial Cove Communities enrollment period. Community reserves the right to reject any authorization form that is incomplete, unsigned, improperly filled out, submitted too late to act upon or from a Resident that has shown prior late and/or NSF history.

This authority is to remain in effect until Community has received written notification from resident of his/her termination at least two (2) weeks prior to the next scheduled ACH transaction to afford Community and Depository a reasonable opportunity to act on it. Otherwise this authority will automatically terminate at such time as the Resident's tenancy expires. Additionally, the Community reserves the right to terminate all future ACH entries to resident's account for any reason whatsoever, with 30 (thirty) days written notice.

If insufficient funds exist in the above account to complete the ACH transaction, then the transaction will be treated as a NSF payment under the written Rental Agreement with Resident. After two (2) such failed ACH transactions, or if the account never existed or has been closed, Community shall immediately terminate all future ACH entries to resident's account. Any amounts due to the Community will still be due and owing to the Community.

Resident name: _____ Phone: _____

Resident Signature: _____ Date: _____

*** (Only Resident(s) may authorize ACH debits. Forms signed by occupant or others shall be rejected) ***

Attach voided check if signing up the checking account. Attach deposit slip for savings accounts only

I, _____, which to terminate payments made via ACH for monthly Lot Rent and Cable. I understand that I am still responsible for making payments via check or money order directly to The Waters.

Resident name: _____ Phone: _____

Resident Signature: _____ Date: _____

Standards: Any additional structures or alterations to an existing home or RV must have written permission of Management after submission, for recommendation and approval, before applying for a building permit. Management reserves the right to remove, at the Homeowner's expense, any changes or additions not approved by Management.

Any alterations to the site or the home must be approved in writing in advance by Management. Such approval is at Management's sole discretion; however, such approval will not be withheld unreasonably. Before any site improvements can start, the Homeowner or RV owner must provide the Community with all the required information and a copy of the current registration/title for the unit located on the site.

Please allow at least two weeks from the receipt of this form for a response. No work shall be performed prior to the Homeowner or RV owner receiving a copy of this form from the office indicating written approval by Management. Please attach a separate piece of paper with a drawing of your project and include placement, measurements, colors, and materials to be used. Depending on the scope of the project, the Homeowner or RV owner is responsible to obtain a city permit if required and attach a copy to this application. It is the responsibility of the Homeowner or RV owner to obtain a copy of this form for their records and to produce it if requested by Management.

Upon completion of the site improvements, Owner is required to make an appointment with the management to verify that the improvements were made per an approved Site Improvement Application, to verify required permits have been obtained or prove the completion of the improvements via a final inspection report or certification of completion as per an approved application.

I/We understand and will comply with this Site Improvement Application.

Owner Name (Please Print) _____ Owner Signature _____

Owner Name (Please Print) _____ Owner Signature _____

Date Application Received by Management: _____
Received by (print name & position of Team Member): _____
 Approved.
Subject to: _____
 Denied.
Due to: _____
Date Approval/Denial Notice Sent to Owner: _____
Notice Delivered by: (print name): _____
Notice Approval/Denial by: (signature): _____

EXTERIOR IMPROVEMENT REQUEST



Resident Name:	Community Name:	
Resident Address:	Date of Request:	
Resident Phone Number:	Expected Date of Completion:	
The above-named Resident(s) requests approval to build, add-on or otherwise alter his or her manufactured home, its associated structures or site. Approval by the Community Management does not waive Resident's responsibility to secure any and all permits required by the governing municipality.		
PAVING CONTRACTORS ARE RESPONSIBLE FOR CAPPING IRRIGATION AND PAVING AROUND UTILITY BOXES.		
Description of Alteration:		
Initial	If approved Resident(s) agree to obtain any and all permits necessary to construct the alteration. Brevard County Permitting Department - (321)-633-2072	Initial: If Resident hires an independent Contractor, they acknowledge that it is recommended that they be licensed and insured.
Signature of Resident:		Signature of Resident:
Use this space to SKETCH the Alterations and Location on your Home Site.		
Upon review of the above request, we find it is within our guidelines.		Upon review of the above request, we find it is NOT within our guidelines.
Management Signature:		Date of Approval:
FINAL INSPECTION: Management reserves the right to inspect the alterations described above upon completion.		
Management Signature:		Date of Inspection:

Frequently used forms



Robo Call/ Call Multiplier

Homeowner Name: _____

Phone#: _____

Co-Homeowner Name: _____

Phone#: _____

Lot# _____ Address: _____

Date: _____ Signature: _____

(You will not be on The Waters Emergency Call list unless you complete and turn in this form to the office.)



Notice of Intent to Sell Mobile Home

(Community Name (the "Community"))

THIS LETTER OF INTENT (the "Notice") made as of this _____ day of _____, 20____ (the "Notice Date").

Seller(s) Name: _____ Seller(s) Name: _____

Seller(s) Address (include lot number): _____

Seller(s) Phone #: _____ Seller(s) Phone #: _____

Seller(s) Email: _____ Seller(s) Email: _____

Real Estate Co. Name: _____ Agent(s) Name: _____

Agent(s) Address (include lot number): _____

Agent(s) Phone #: _____ Agent(s) Phone #: _____

Agent(s) Email: _____ Agent(s) Email: _____

Vendor Packet on file Vendor Packet NOT on File Agent - Approved Not Approved

- (a) The Seller is the owner of the manufactured home, as personal property, that is available for sale within the Community at the Address outlined above.
- (b) The Agent has a contractual and fiduciary responsibility to the Seller for the sale of their manufactured home.

This Notice will establish the basic terms to be used in a future real estate contract for the sale between the Seller(s), Purchaser(s) and the Agent(s) of the Seller(s) manufactured home. The terms contained in this Notice are not comprehensive and it is expected that additional terms may be added, and existing terms may be changed or deleted. The basic terms are as follows:

Non-Binding

This Notice does not create a binding agreement between the Agent(s) and the Seller(s) and will not be enforceable. This Notice discloses the basic terms to be used in a future real estate contract for the sale among the Seller(s), Purchaser(s) and Agent(s) of the Seller(s) manufactured home. The terms contained in this Notice are not comprehensive and it is expected that additional terms may be added, and existing terms may be revised or deleted; however, the terms and conditions of the Contract will supersede any terms and conditions contained in this Notice. The Agent(s) and the Seller(s) are not prevented from entering negotiations with third parties with regard to the subject matter of this Notice.

Transaction Description

The Manufactured Home (the "Property") that is the subject of this Notice of Intent to Sell is as follows:

Make	Model	Serial #	Year	# Bed(s)	# Bath(s)	Size

Sale Price

The Sale price of the manufactured home will be \$_____ with an Estimated Closing date of _____

Representations

The Seller(s) represents and warrants that any and all liens, charges, encumbrances, or right of third parties applicable to and affecting the Property will be satisfied out of the sale proceeds.

Seller(s) Signature _____

Seller(s) Signature _____

*Please complete this Notice and submit to Community Management prior to listing your Property for sale.

(v.3.2023)



Maintenance Request Form

Please Print Clearly

(Community Name) _____

Resident Name _____ Lot #: _____

Date: _____ Time: _____

Contact Phone #1 _____ Contact Phone #2 _____


Email Address #1 _____ Email Address #2 _____

Location of Maintenance Concern: _____

When did the Maintenance Concern Start? _____

Explain the Maintenance Concern in detail: _____

Hospitality | Trustworthiness | Excellence | Stewardship | Passion | Kindness



TIP OF THE MONTH

Maintain the Home Skirting

Your manufactured home perimeter enclosure or skirting promotes energy-efficiency, adds curb appeal, and insulates your residence. If you notice any holes in your skirting, it would be best to repair them immediately to prevent further damage.

Apart from repairing it, the skirting also requires proper ventilation to prevent mold and humidity from damaging your home.

Garbage and Recycling Tips

WASTE MANAGEMENT

TRASH DAYS: Wednesday and Saturday

RECYCLE DAY: Wednesday

YARD WASTE & BULK ITEMS: Wednesday

Waste Management Phone Number:

Phone # 321-636-6894



Please call Waste Management for Bulk Items and give them a heads-up

EYE ON IT!

Important Numbers

Office: 321-723-4139

Community Manager: 321-514-5888

Maintenance: 321-376-1468

(Emergency Maintenance Issues Only)

Please turn maintenance requests in by using the forms located in the clubhouse by the activities sign-up book.

You may also send maintenance requests via email to:
NKenney@CoveCommunities.com


Attention:

Before you dig.....

anywhere in your yard.....

Please call 811 DIG:

It is FREE!





Dear Waters' Residents,

Wishing everyone a
Happy Valentine's Day!



Remember to love your
neighbors this month!

Nichole Kenney

Nichole Kenney
Community Manager

HAPPY
Valentine's
DAY

COVE VALUES

HOSPITALITY

We love what we do, and it shows.

EXCELLENCE

We raise the bar.

PASSION

We make every moment count.

TRUSTWORTHINESS

We consistently do the right thing.

STEWARDSHIP

We value the world and care for it.

KINDNESS

We follow the golden rule.

"The best and most beautiful things in the world cannot be seen or even touched - they must be felt with the heart." – *Helen Keller*

Community Manager: Nichole Kenney

Office: 321-723-4139

Cell: 321-514-5888

Office Hours: 9am-4pm M-F

NKenney@CoveCommunities.com

Sun	Mon	Tue	Wed	Thu	Fri	Sat
26	27	28	29	30	31	1
						10am - Yoga 7pm - TRIVIA
2	3	4	5	6	7	8
11am - Water Aerobics 2pm - Ladies Golf 4pm - D'Jon's Happy Hour @ 7pm - Open Bible Study and Q & A	11am - Water Aerobics 1pm - Crafts 7pm - Card Game 31	9:30am - Ladies Coffee Hour 11am - Water Aerobics 1pm - Mah Jong	11am - Water Aerobics 6pm - YOGA	11am - Water Aerobics 11am - Water Aerobics	11am - Water Aerobics 11:30am - Valentine's Celebration	10am - Yoga 6pm - CLUB W'
9	10	11	12	13	14	15
11am - Water Aerobics 2pm - Ladies Golf 7pm - Open Bible Study and Q & A	11am - Water Aerobics 1pm - Crafts 1pm - March Planning Meeting 7pm - Card Game 31	9:30am - Ladies Coffee Hour 11am - Water Aerobics 1pm - Mah Jong	11am - Water Aerobics 6pm - YOGA 7pm - Prayer Group @ Clubhouse	11am - Water Aerobics 11am - Water Aerobics	11am - Water Aerobics 11:30am - Valentine's Celebration	10am - Yoga
16	17	18	19	20	21	22
Office Closed (President's 11am - Water Aerobics 2pm - Ladies Golf 4pm - Skewer's Happy Hour 7pm - Open Bible Study and Q & A	10am - "What's Happening?" @ 11am - Water Aerobics 1pm - Crafts 7pm - Card Game 31	9:30am - Ladies Coffee Hour 11am - Water Aerobics 1pm - Mah Jong 7pm - HOA Membership Meeting	11am - Water Aerobics 6pm - YOGA	11am - Water Aerobics 11am - Water Aerobics	11am - Water Aerobics	10am - Yoga
23	24	25	26	27	28	1
11am - Water Aerobics 2pm - Ladies Golf 4pm - D'Jon's Happy Hour 7pm - Open Bible Study and Q & A	11am - Water Aerobics 1pm - Crafts 7pm - Card Game 31 7pm - Cove's Got Talent	9:30am - Ladies Coffee Hour 11am - Water Aerobics 1pm - Mah Jong	11am - Water Aerobics 6pm - YOGA 7pm - Prayer Group @ Clubhouse	11am - Water Aerobics 11am - Water Aerobics	11am - Water Aerobics	